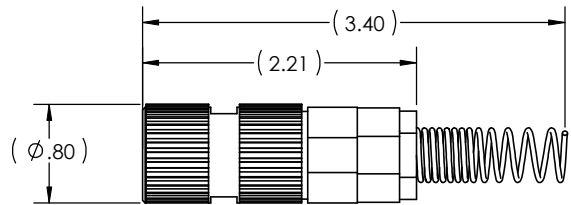

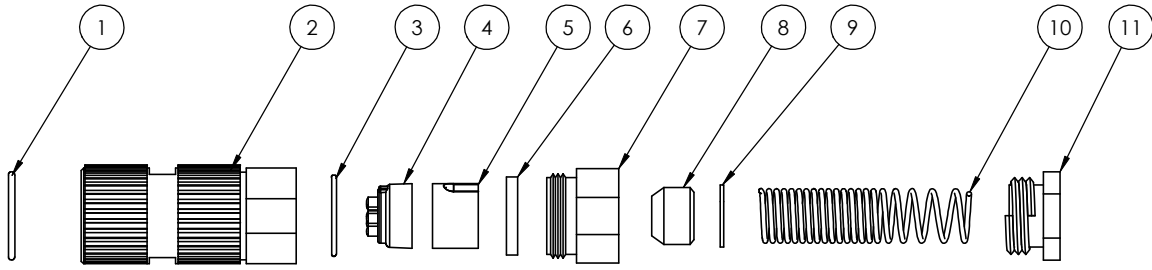


REV	DATE	DESCRIPTION OF CHANGE	ENG
-	02/26/13	RELEASED. SEE DCN SN0049-	RJB



ASSEMBLED VIEW

ITEM NO.	QTY.	DESCRIPTION	NOTES
1	1	O-RING (0.72Ø X 0.50)	FITS INSIDE SHELL
2	1	SHELL (0.80Ø X 1.31)	
3	1	O-RING (0.62Ø X 0.040)	FITS INSIDE SHELL
4	1	INSERT PIN ASSEMBLY	5 CONTACTS
5	1	PLASTIC SLEEVE (0.51Ø X 0.36)	
6	1	RUBBER WASHER (0.60Ø X 0.080)	
7	1	NUT ADAPTOR	
8	1	COMPRESSION GROMMET (0.46Ø X 0.28)	CAPTURES AND PROVIDES STRAIN RELIEF WHEN INSTALLED AND TORQUED
9	1	STEEL WASHER (0.50Ø X 0.030)	
10	1	SPRING	
11	1	CABLE NUT	

UNLESS OTHERWISE SPECIFIED:
 DIMENSIONS ARE IN: INCHES
 TOLERANCES: .XX: ± 0.03
 .XXX: ± 0.005
 ANGULAR: °X'1"
 °XX'0.5"
 BREAK EDGES: .005 - .020
 FILLETS: .005 - .020
 SURFACE FINISH:
 GEOMETRIC TOLERANCING
 PER: ASME Y14.5 - 2009
 MATERIAL: SEE DRAWING NOTES
 FINISH: SEE DRAWING NOTES

NAME	DATE
DRAWN: RJB	02/26/13
CHECKED: RJB	02/26/13
COMMENTS:	
PROPRIETARY AND CONFIDENTIAL THE INFORMATION CONTAINED IN THIS DRAWING IS THE SOLE PROPERTY OF SUPPLYNET, INC. ANY REPRODUCTION IN PART OR AS A WHOLE WITHOUT THE WRITTEN PERMISSION OF SUPPLYNET INC. IS PROHIBITED.	
DO NOT SCALE DRAWING	

PART NUMBER: U-229/U

SupplyNet 614 CORPORATE WAY
SUITE 8H
VALLEY COTTAGE, NY 10989

TITLE:
U-229/U CONNECTOR ASSEMBLY. 5 PIN ADIO

SIZE	DWG. NO.	REV
B	U-229/U	-

CAGE CODE: 1HJX9 SCALE: NA WEIGHT: SHEET 1 OF 1