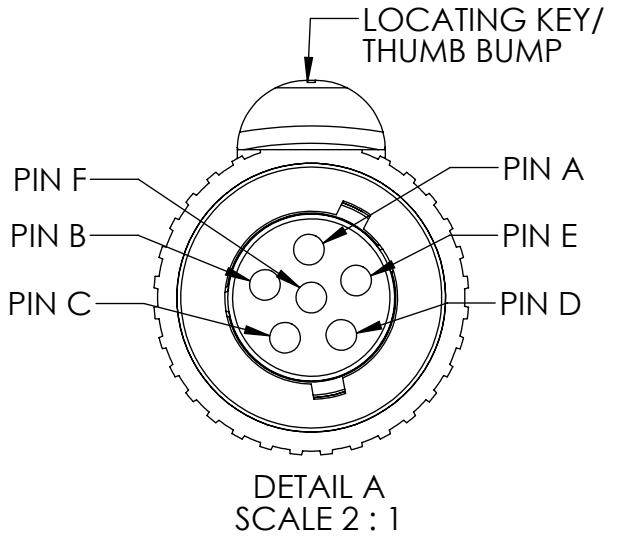
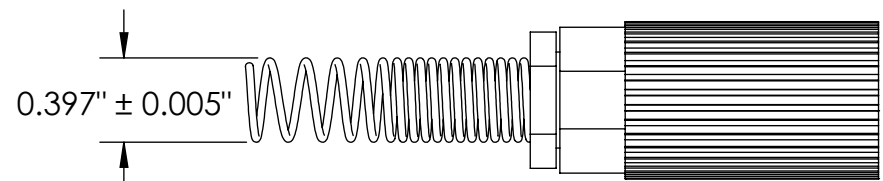
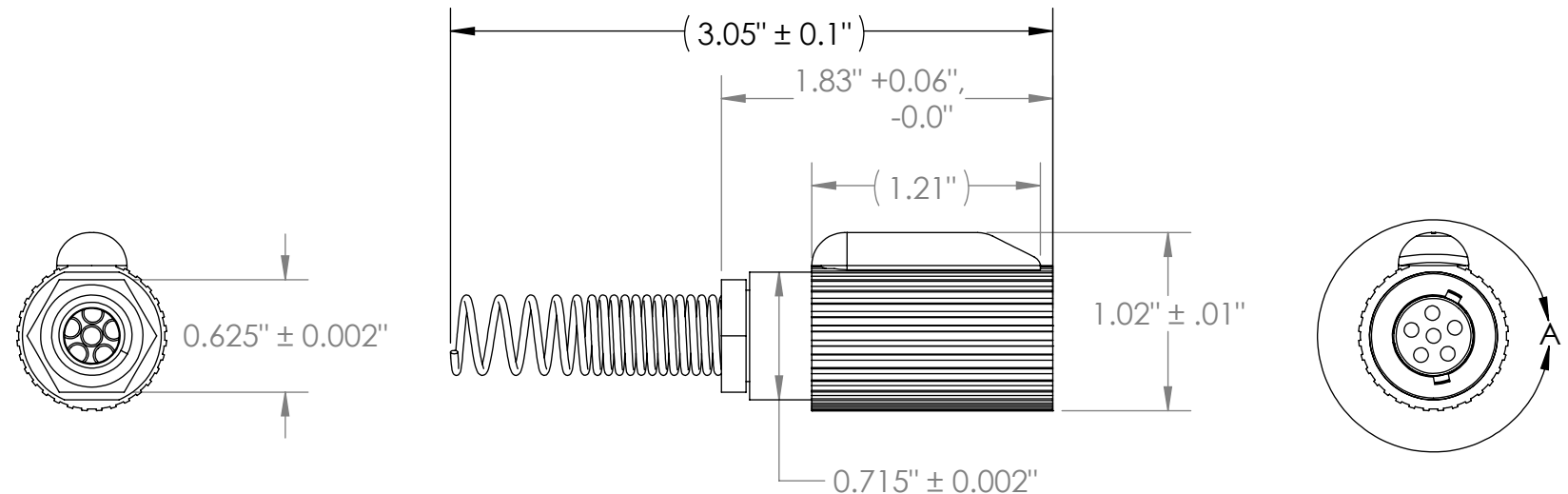
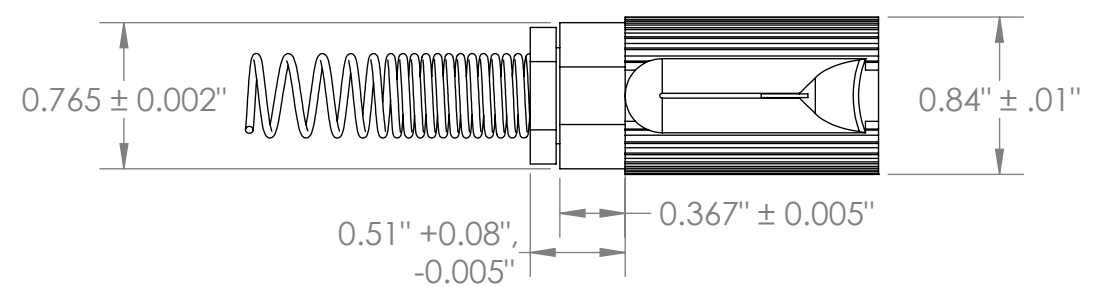


REV	DATE	DESCRIPTION OF CHANGE	ENG
A	03/04/2019	INITIAL RELEASE	LS



ASSEMBLY DIAGRAM:

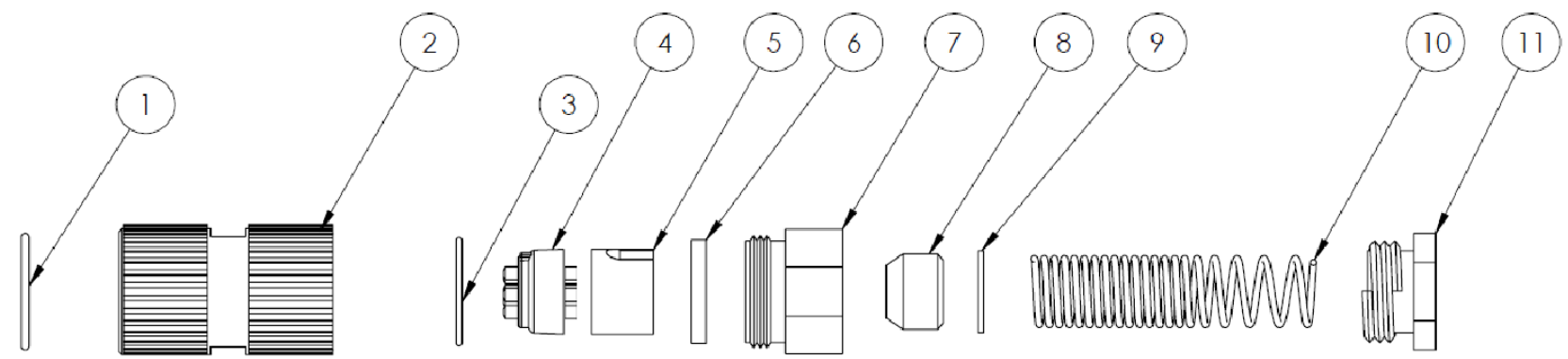


TABLE 1: BILL OF MATERIALS		
ITEM NO.	QTY	NAME/DESCRIPTION
1	1	O-Ring (0.72 Diameter)
2	1	Shell
3	1	O-Ring (0.62 Diameter)
4	1	Pin Assembly, Solder Cup
5	1	Plastic Sleeve
6	1	Rubber Washer
7	1	Nut Adaptor
8	1	Compression Grommet
9	1	Steel Washer
10	1	Spring
11	1	Cable Nut

REF. NUMBER: SN0625

SupplyNet 706 EXECUTIVE BLVD.
SUITE B
VALLEY COTTAGE, NY 10989

TITLE:
**M55116/4-3 AMPHENOL 7
PIN AUDIO CONNECTOR,
SOLDER CUP**

UNLESS OTHERWISE SPECIFIED:
DIMENSIONS ARE IN: INCHES
TOLERANCES: .XX: 0.03
.XXX: 0.005
ANGULAR: .X : 1
.XX : 0.5
BREAK EDGES: .005 - .020
FILLETS: .005 - .020
SURFACE FINISH:
GEOMETRIC TOLERANCING
PER: ASME Y14.5 -2009
MATERIAL: SEE DRAWING NOTES
FINISH: SEE DRAWING NOTES
DO NOT SCALE DRAWING

NAME	DATE
DRAWN LS	3/4/2019
CHECKED RB	3/4/2019
COMMENTS:	

PROPRIETARY AND CONFIDENTIAL
THE INFORMATION CONTAINED IN THIS DRAWING IS THE SOLE PROPERTY OF SUPPLYNET, INC. ANY REPRODUCTION IN PART OR AS A WHOLE WITHOUT THE WRITTEN PERMISSION OF SUPPLYNET INC. IS PROHIBITED.

CAGE CODE: 1HJX9

SIZE B	DWG. NO. M55116/4-3	REV A
SCALE: NA	WEIGHT:	SHEET 1 OF 1