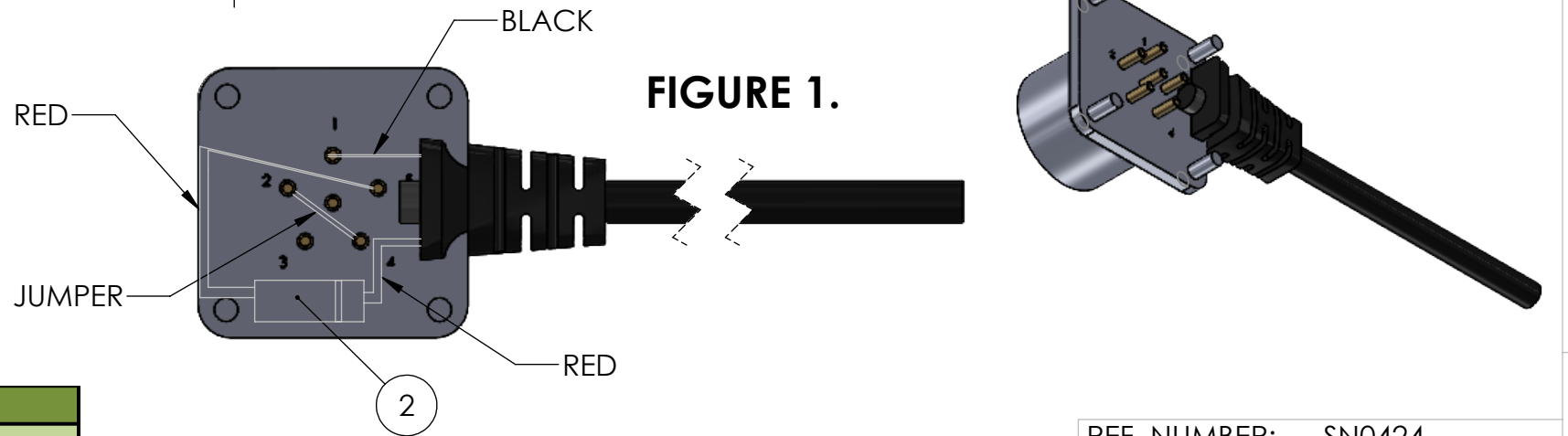
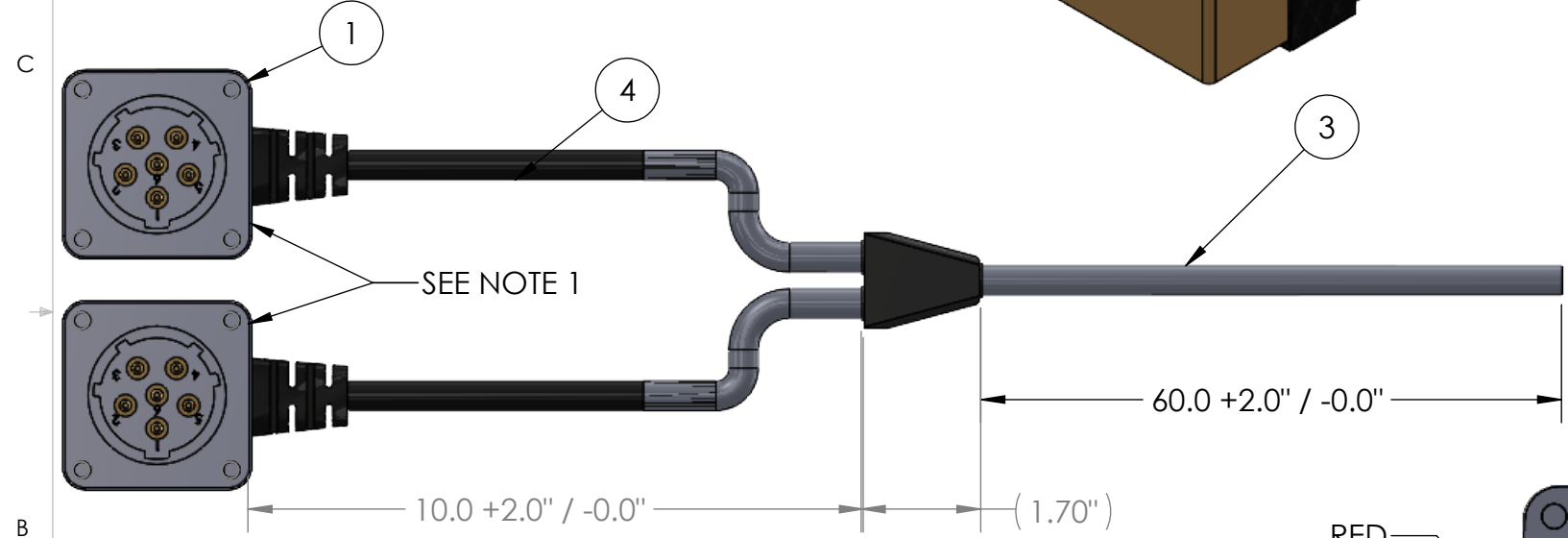
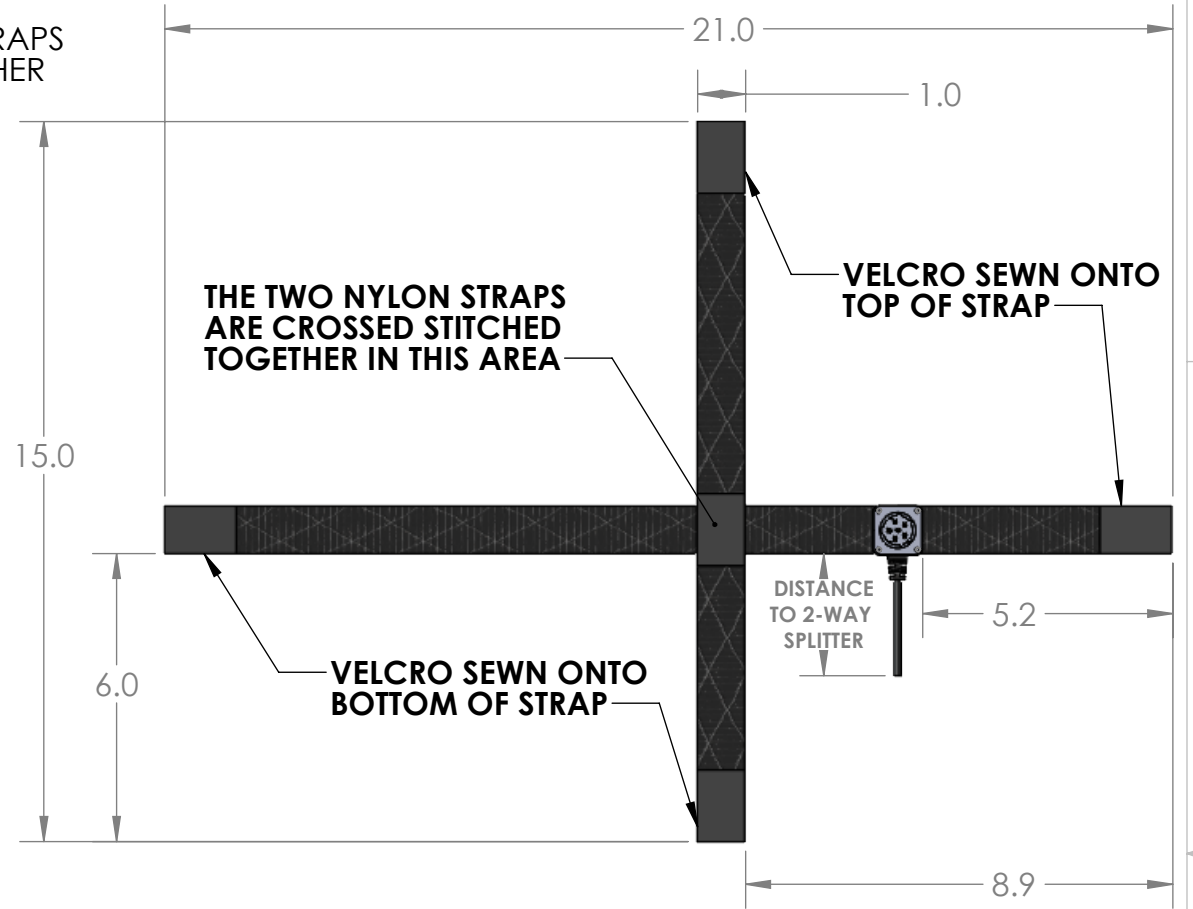
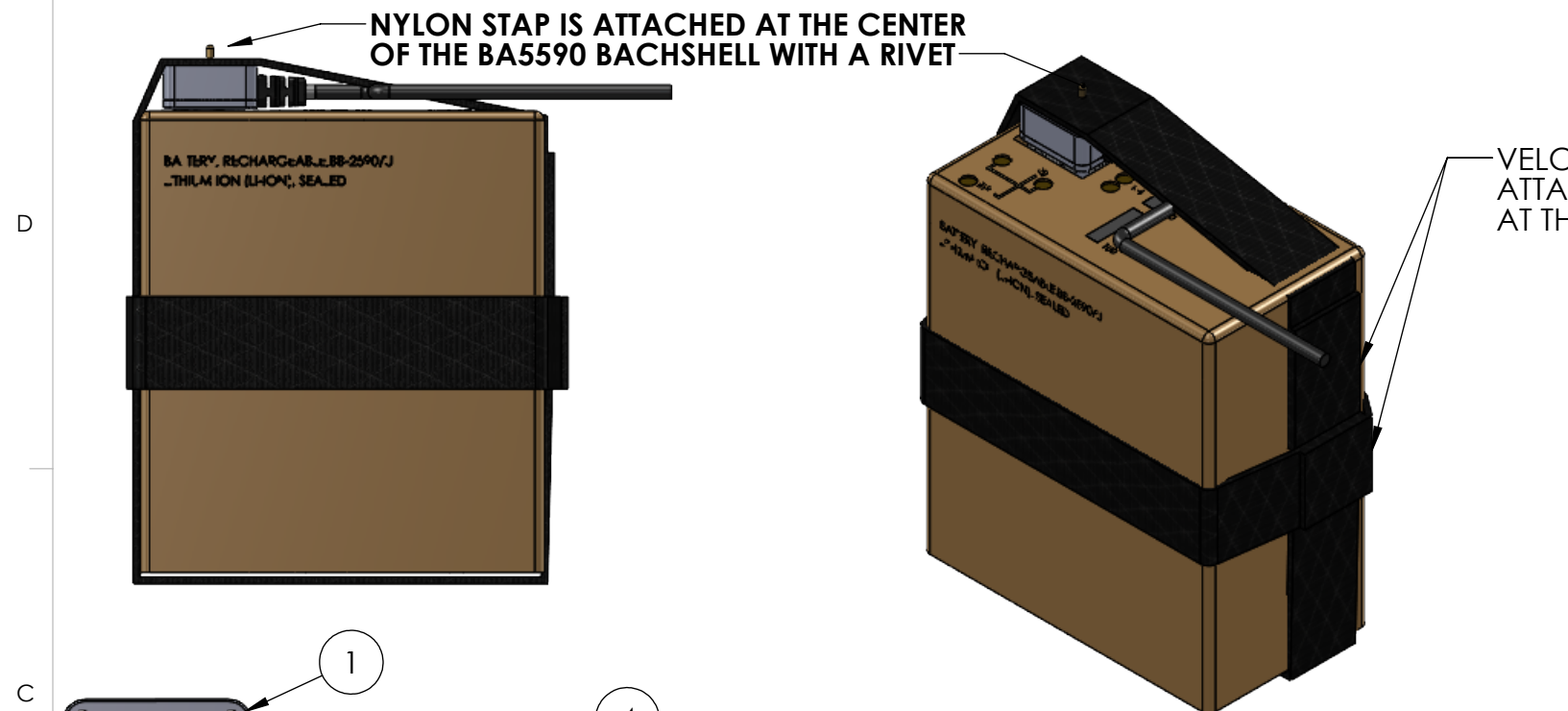


REV	DATE	DESCRIPTION OF CHANGE	ENG
D	06/10/22	CHANGED DIODE PN	MOB



ITEM 4 WIRE COLOR	BA5590-MP PIN
BLACK	1
RED	5
	2,4 JUMPED

ITEM NO.	PART NUMBER	QTY	NAME	COMMENTS
1	CONN-BA5590-MVS	2	CONNECTOR ASSY	BA5590 MALE BATTERY CONNECTOR WITH VELCRO STRAP.
2	SB1245CT-ND or Equiv.	2	DIODE	45V, 12A SCHOTTKY DIODE
3	UL1332 TEFLON	74"	18 AWG WIRE	2C CABLE. 5.0MM OD.
4	UL1332 TEFLON	20"	20 AWG WIRE	2C CABLE. 4.6MM OD.

NOTES:  
 1. EACH CONNECTOR HAS A VELCRO SECURING HARNESS.  
 2. CONNECT WIRING PER TABLE 1 AND FIGURE 1.

UNLESS OTHERWISE SPECIFIED:  
 DIMENSIONS ARE IN: INCHES  
 TOLERANCES: .XX: ± 0.03  
 .XXX: ± 0.005  
 ANGULAR: .X°: 1°  
 .XX°: 0.5°  
 BREAK EDGES: .005 - .020  
 FILLETS: .005 - .020  
 SURFACE FINISH:  
 GEOMETRIC TOLERANCING  
 PER: ASME Y14.5-2009  
 MATERIAL: SEE DRAWING NOTES  
 FINISH: SEE DRAWING NOTES  
 DO NOT SCALE DRAWING

	NAME	DATE
DRAWN	TC	06/14/16
CHECKED	RJB	06/14/16
COMMENTS:		

REF. NUMBER: SN0424

**SupplyNet** 706 EXECUTIVE BLVD. SUITE 8 VALLEY COTTAGE NY 10989


TITLE: 2-WAY 24VDC CABLE W/VELCRO STRAPS

SIZE <b>B</b>	DWG. NO. <b>SN-333-VS2-06</b>	REV <b>D</b>
SCALE: NA	WEIGHT:	SHEET 1 OF 2

**CAGE CODE: 1HJX9**

**PLACE A SMALL AMOUNT OF  
LOCTITE 495 ON EACH POST PROR TO ASSEMBLY**

**ALL (4) POST MUST BE  
INSERTED IF ANY POSTS  
ARE MISSING DISCARD PART.**



**FILL WITH POTTING MATERIAL**

**PLACE A DROP OF LOCTITE 495  
ON END OF STRAIN RELIEF / WIRE MATE**

UNLESS OTHERWISE SPECIFIED:  
 DIMENSIONS ARE IN: INCHES  
 TOLERANCES: .XX: ± 0.03  
 .XXX: ± 0.005  
 ANGULAR: .X°: 1°  
 .XX°: 0.5°  
 BREAK EDGES: .005 - .020  
 FILLETS: .005 - .020  
 SUFACE FINISH:  
 GEOMETRIC TOLERANCING  
 PER: ASME Y14.5 -2009  
 MATERIAL: SEE DRAWING NOTES  
 FINISH: SEE DRAWING NOTES  
 DO NOT SCALE DRAWING

	NAME	DATE
DRAWN	TC	03/16/15
CHECKED	RJB	03/16/15
COMMENTS:		

REF. NUMBER:		
<b>SupplyNet</b> 706 EXECUTIVE BLVD. SUITE B VALLEY COTTAGE, NY 10989		
TITLE: <b>2-WAY 24VDC CABLE W/VELCRO STRAPS</b>		
SIZE <b>B</b>	DWG. NO. <b>SN-333-VS2-06</b>	REV <b>D</b>
SCALE: NA	WEIGHT:	SHEET 2 OF 2