

SN0832 Wire Run List		
SN-832	Wire Color	SN-799
Pin 1	RED	Pin 1
Pin 2	White	Pin 2
Pin 3	RED	Pin 3
Steel Tabs	Green + Drain	Steel Tabs
	Shrink Boot Drain Wire Inside Box	

REV	DATE	DESCRIPTION OF CHANGE	ENG
B	12/5/16	ADDED POTTING MATERIAL NOTES	LS

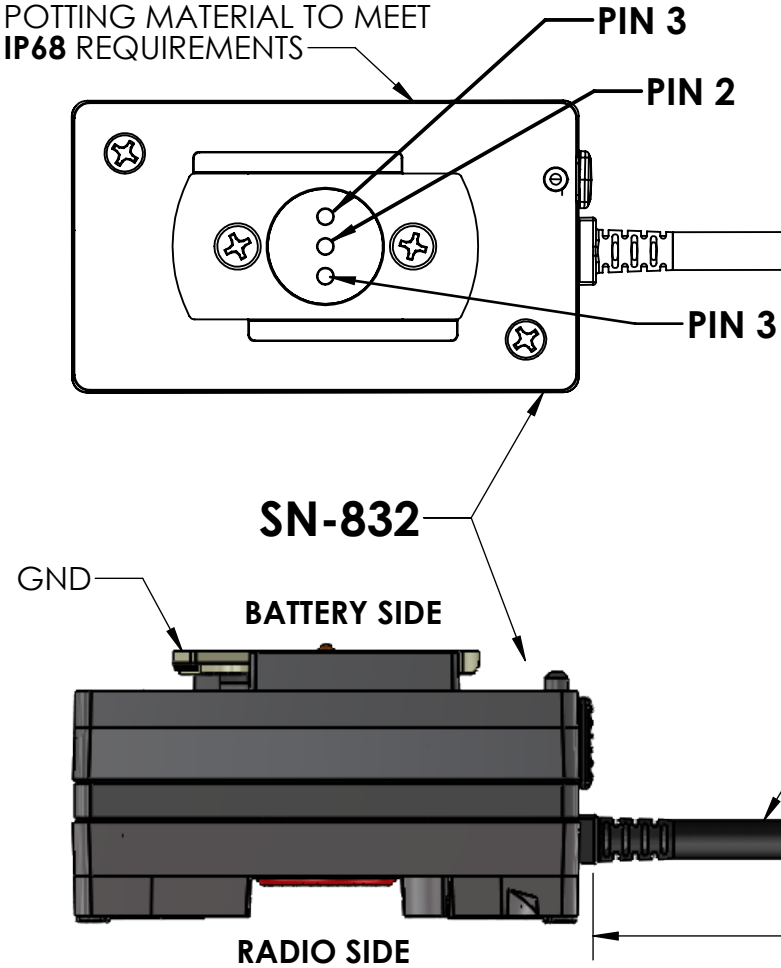
D

C

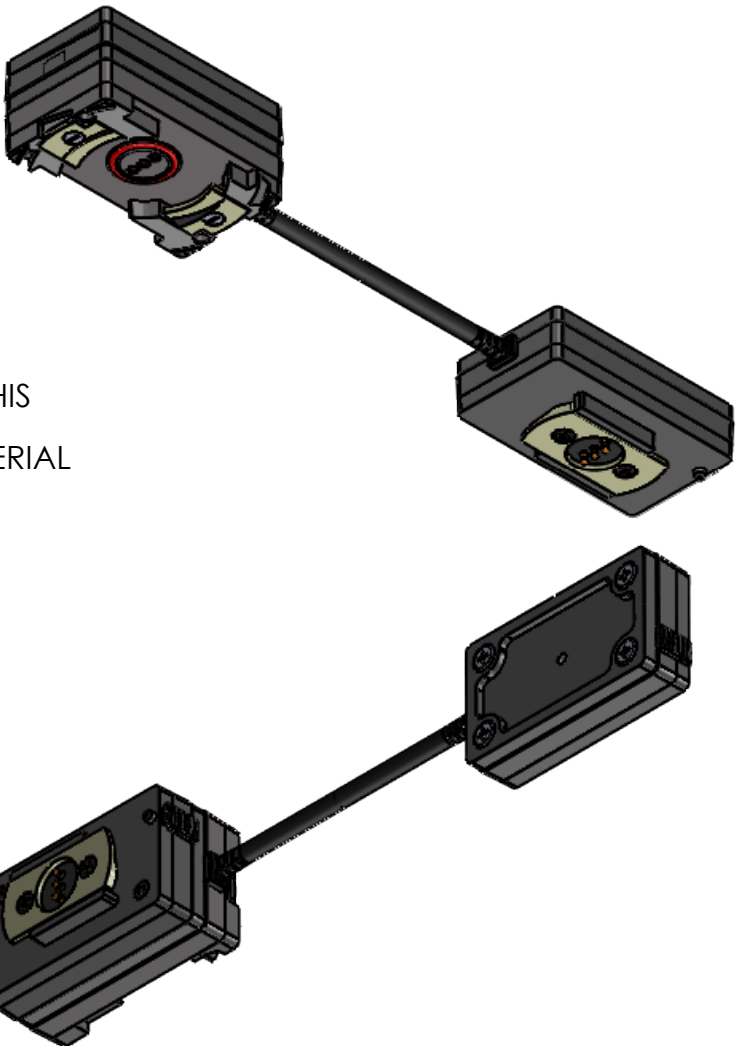
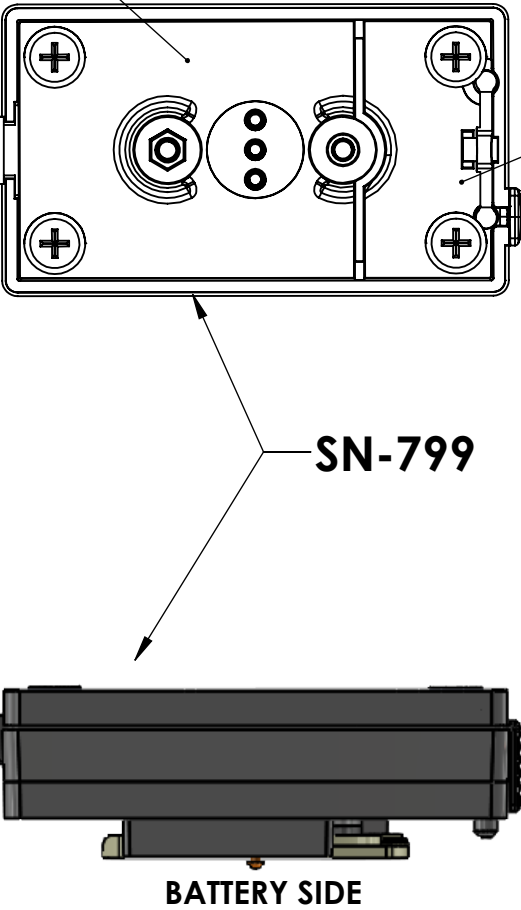
B

A

FILL POGO PIN SECTION WITH POTTING MATERIAL TO MEET IP68 REQUIREMENTS



FILL POGO PIN SECTION WITH POTTING MATERIAL TO MEET IP68 REQUIREMENTS

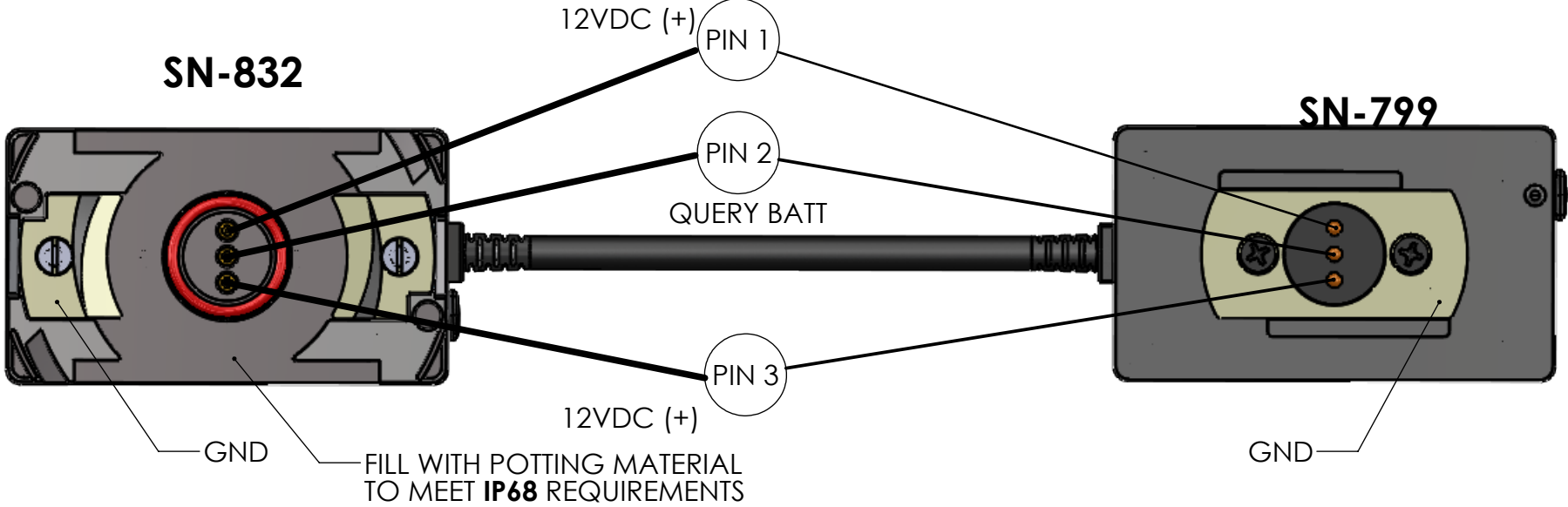


D

C

B

A



UNLESS OTHERWISE SPECIFIED:			
DIMENSIONS ARE IN: INCHES			
TOLERANCES: .XX: ± 0.03			
.XXX: ± 0.005			
ANGULAR: .X°: 1°			
.XX°: 0.5°			
BREAK EDGES: .005 - .020			
FILLETS: .005 - .020			
SURFACE FINISH:			
GEOMETRIC TOLERANCING PER: ASME Y14.5 -2009			
MATERIAL: SEE DRAWING NOTES			
FINISH: SEE DRAWING NOTES			
DO NOT SCALE DRAWING			

	NAME	DATE
DRAWN	TC	06/27/16
CHECKED	RJB	06/27/16
COMMENTS:		
PROPRIETARY AND CONFIDENTIAL THE INFORMATION CONTAINED IN THIS DRAWING IS THE SOLE PROPERTY OF SUPPLYNET, INC. ANY REPRODUCTION IN PART OR AS A WHOLE WITHOUT THE WRITTEN PERMISSION OF SUPPLYNET INC. IS PROHIBITED.		
CAGE CODE: 1HJX9		

REF. NUMBER: SN0427		<div>SupplyNet</div> 706 EXECUTIVE BLVD. SUITE B VALLEY COTTAGE, NY 10989	
TITLE:			
DUAL BATTERY ADAPTER			
SIZE B	DWG. NO. SN-800-X2		REV B
SCALE: NA		WEIGHT:	SHEET 1 OF 1