

REV	DATE	DESCRIPTION OF CHANGE	ENG
C	03/28/14	REVISED. SEE DCN SN0241B	RJB

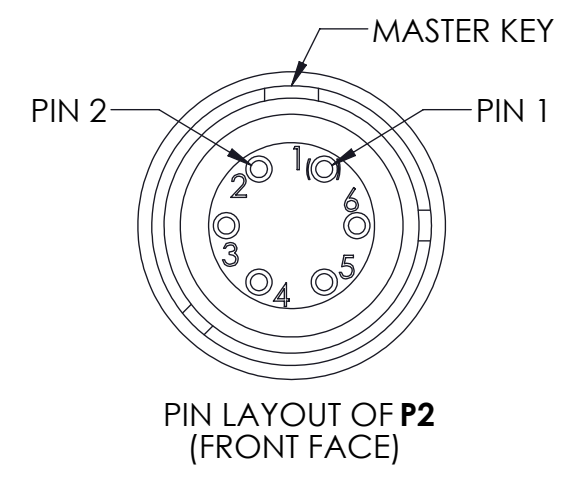
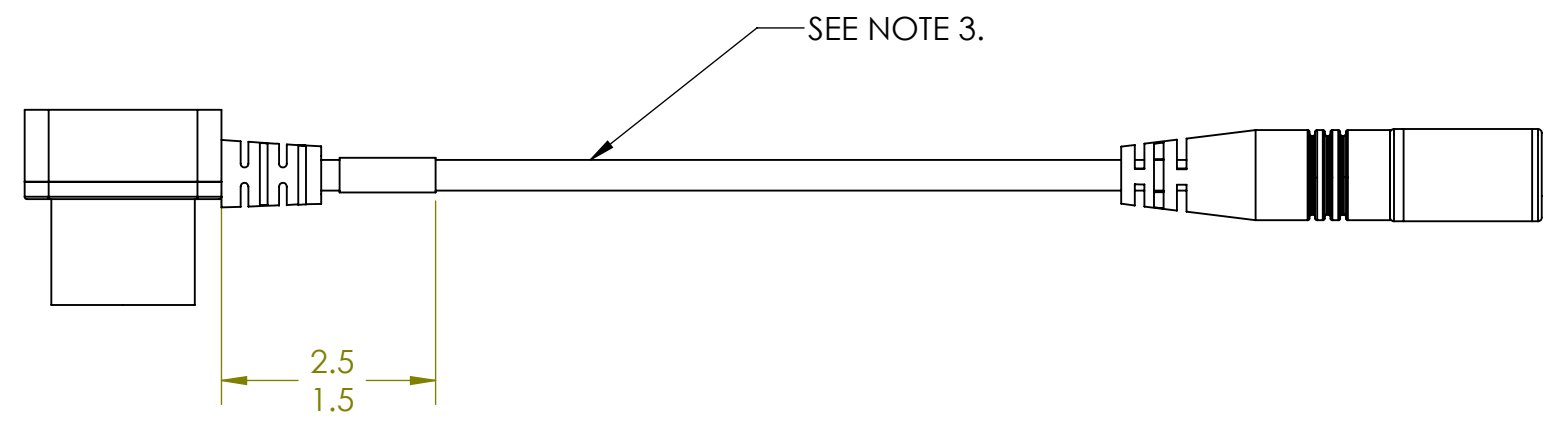
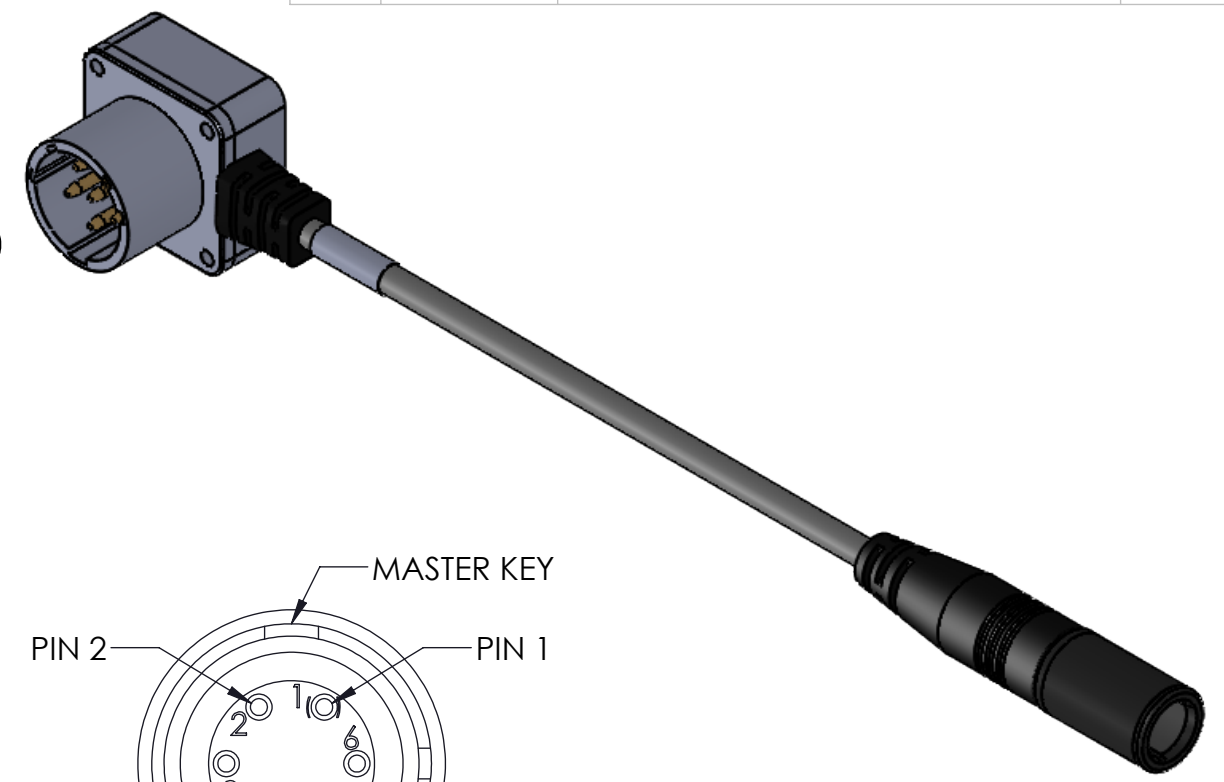
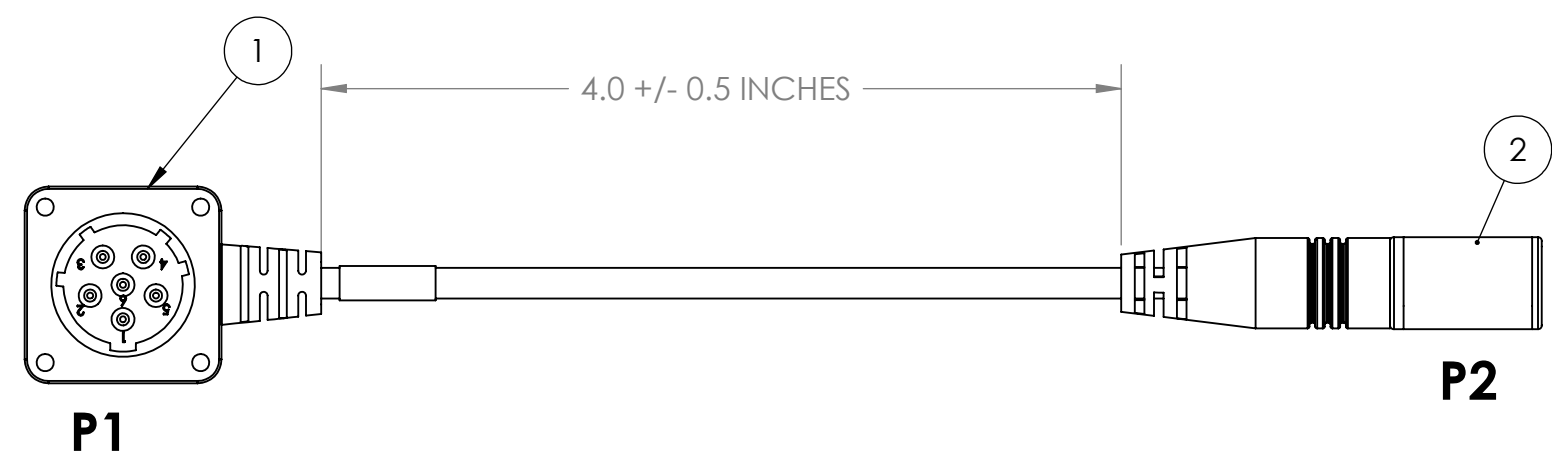


TABLE 1. WIRE RUN LIST		
P1 (ITEM 1)	COLOR	P2 (ITEM 2)
4,5	RED	1
1,2	GREEN	2

BILL OF MATERIALS				
ITEM NO.	PART NUMBER	QTY	NAME	COMMENTS
1	CONN-BA5590-M	1	BA-5590 MALE	
2	807-348-01ZNU6-6SY	1	CONNECTOR, FEMALE	GLENAIR PN
3	24-7068-7601	AR	SOLDER	

- NOTES:
- 1) SOLDERING IAW IPC-J-STD-001 CLASS II AS APPLICABLE.
  - 2) CABLE ASSEMBLIES TO BE TESTED 100% FOR CONTINUITY, SHORTS, AND INSULATION RESISTANCE (250 VDC @ 100MOHM MINIMUM).
  - 3) IDENTIFICATION: IDENTIFY ON THE PART THE FOLLOWING INFORMATION FOR EACH PART DELIVERED. UOS PART MARKING ON WIRE IS PROHIBITED.  
**PN: SN-842 REV X (REV MARKING PER PO)**  
**CAGE CODE: 1HJX9**  
**DATE OF MFGR: MM/YY**  
 USE ADHESIVE LABEL, WHITE WITH BLACK FONT.
  - 4) SUPPLYNET FILE NUMBER SN0241
  - 5) MANUFACTURE AND INSPECT IAW IPC/WHMA A-620 CLASS 2.
  - 6) WIRE PER TABLE 1.

UNLESS OTHERWISE SPECIFIED:  
 DIMENSIONS ARE IN: INCHES  
 TOLERANCES: .XX: ± 0.03  
 .XXX: ± 0.005  
 ANGULAR: .X°: 1°  
 .XX°: 0.5°  
 BREAK EDGES: .005 - .020  
 FILLETS: .005 - .020  
 SURFACE FINISH:  
 GEOMETRIC TOLERANCING  
 PER: ASME Y14.5 -2009  
 MATERIAL: SEE DRAWING NOTES  
 FINISH: SEE DRAWING NOTES  
 DO NOT SCALE DRAWING

	NAME	DATE
DRAWN	RJB	01/16/14
CHECKED	RJB	01/16/14
COMMENTS:		

**PROPRIETARY AND CONFIDENTIAL**  
 THE INFORMATION CONTAINED IN THIS DRAWING IS THE SOLE PROPERTY OF SUPPLYNET, INC. ANY REPRODUCTION IN PART OR AS A WHOLE WITHOUT THE WRITTEN PERMISSION OF SUPPLYNET INC. IS PROHIBITED.

PART NUMBER: SN-842

**SupplyNet** 706 EXECUTIVE BLVD.  
 SUITE B  
 VALLEY COTTAGE, NY 10989

TITLE:  
**LAND WARRIOR ADAPTOR FOR BA-5590 BATTERY**

SIZE	DWG. NO.	REV
<b>B</b>	<b>SN-842</b>	<b>C</b>

SCALE: NA WEIGHT: SHEET 1 OF 1