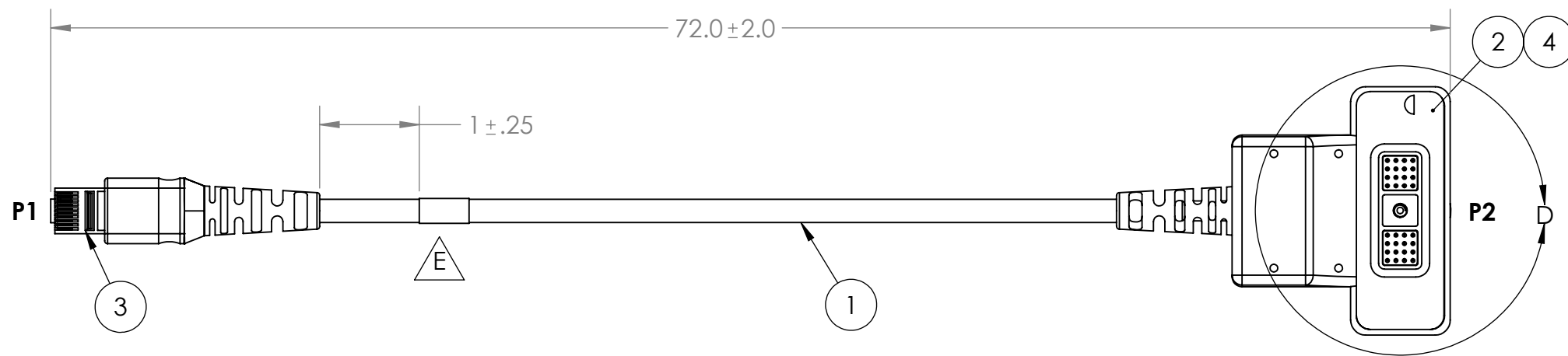
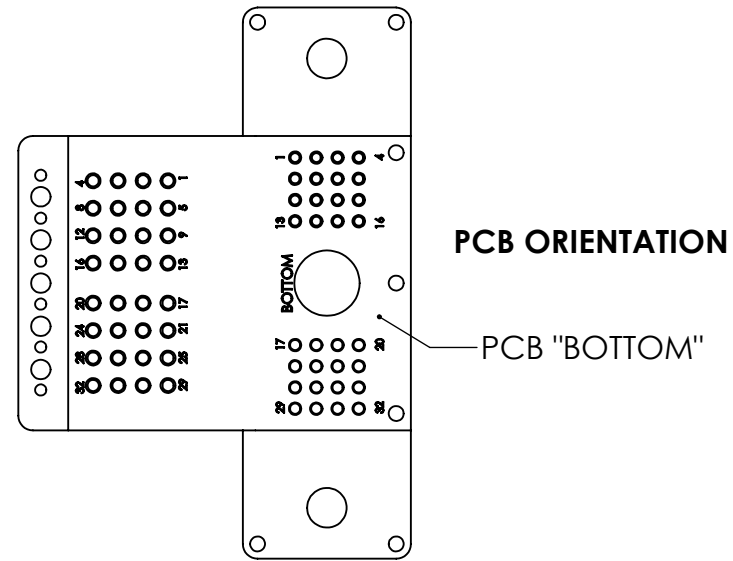
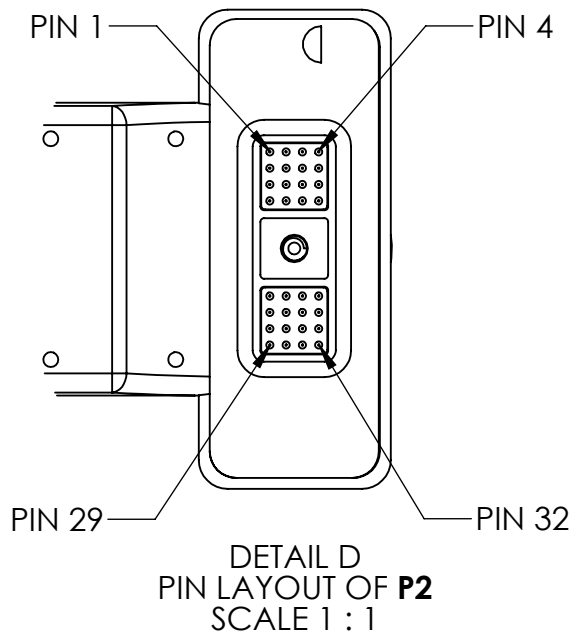


REVISIONS			
REV.	DESCRIPTION	DATE	ENG
A	INITIAL REV	5/25/2023	DR
B	ADDED PCB ORIENTATION	7/31/2023	



- NOTES:
1. WIRING SHALL BE DONE IN ACCORDANCE WITH TABLE 1 WIRE RUN LIST.
 2. MARKING REQUIREMENTS:
 - A. LABELS SHALL BE MARKED IN ACCORDANCE WITH MIL-STD-130 AS APPLICABLE.
 - B. LABELS SHALL BE WHITE WITH BLACK TEXT.
 - C. LABELS SHALL BE PLACED WHERE SHOWN IN DRAWING.
 - D. ADHESIVE WRAP AROUND LABEL MAY BE USED.
 3. SOLDERING: IAW IPC-J-STD-001 CLASS 2 AS APPLICABLE
 4. ASSEMBLY TO BE 100% TESTED FOR SHORTS, CONTINUITY, AND JACKET RESISTANCE (250V @ 100MOHM MIN.)
 5. MANUFACTURE AND INSPECT IAW IPC/WHMA A-620 CLASS 2.
- △ E LABEL SHALL BE MARKED WITH THE BELOW INFORMATION ONLY. (REV MARKING PER PO)
- PN:SN-12043-0839-A006 REV. X**
CAGE: 1HJX9
MFD: MM/YY

UNLESS OTHERWISE SPECIFIED:		NAME	DATE
DIMENSIONS ARE IN: INCHES		DRAWN	DR 05/25/23
TOLERANCES: .XX: ± 0.03		CHECKED	MOB 05/25/23
.XXX: ± 0.005		COMMENTS:	
ANGULAR: .X°: 1°		<p>PROPRIETARY AND CONFIDENTIAL</p> <p>THE INFORMATION CONTAINED IN THIS DRAWING IS THE SOLE PROPERTY OF SUPPLYNET, INC. ANY REPRODUCTION IN PART OR AS A WHOLE WITHOUT THE WRITTEN PERMISSION OF SUPPLYNET INC. IS PROHIBITED.</p>	
.XX°: 0.5°			
BREAK EDGES: .005 - .020			
FILLETS: .005 - .020			
SURFACE FINISH:		CAGE CODE: 1HJX9	
GEOMETRIC TOLERANCING PER: ASME Y14.5 -2009			
MATERIAL: SEE DRAWING NOTES			
FINISH: SEE DRAWING NOTES			
DO NOT SCALE DRAWING			

REF. NUMBER: SN1024		
TITLE: PRC-117 J6 FRONT EXIT ETHERNET CABLE		
SIZE B	DWG. NO. SN-12043-0839-A006	REV B
SCALE: NA	WEIGHT:	SHEET 1 OF 1