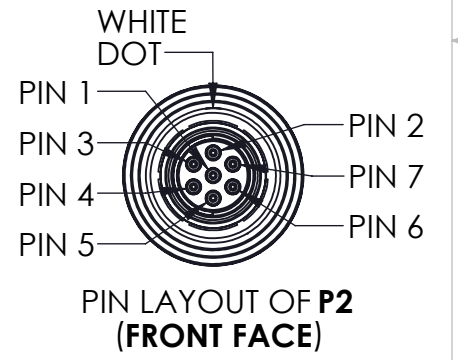
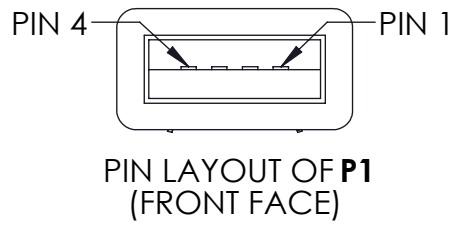
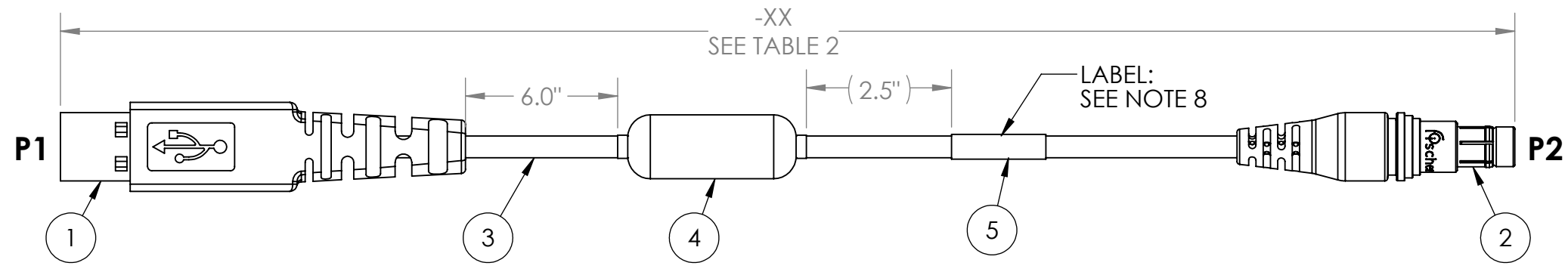


TABLE 2: WIRE LENGTH TABLE		
"-XX" FROM P/N	"XX" DIMENSION (FT.)	TOLERANCE (INCHES)
0.5	0.5'	± 0.5"
01	1'	± 0.5"
02	2'	± 1.0"
03	3'	± 2.0"
05	5'	± 3.0"
06	6'	± 3.0"
12	12'	± 5.0"
14	14'	± 5.5"
15	15'	± 5.0"
20	20'	± 5.0"

REVISIONS			
REV.	DESCRIPTION	DATE	ENG
A	INITIAL RELEASE	06/25/2021	TC
B	NOTES & BOM UPDATED	11/28/2023	CWA

NOTE:
SN-1025-0.5 DOES NOT INCLUDE FERRITE

****CROSS REFERENCE TO L3HARRIS #'S:**
12043-2750-A006 OR 12043-2850-A006 OR 12041-2856-A006 REV B



- NOTES:**
- SOLDERING IAW IPC-J-STD-001 CLASS II AS APPLICABLE.
 - CABLE ASSEMBLIES TO BE 100% TESTED FOR CONTINUITY, SHORTS AND INSULATION RESISTANCE (250V @100MOHM MINIMUM)
 - IDENTIFICATION: BAG AND IDENTIFY ON PACKAGING THE FOLLOWING INFORMATION FOR EACH PART DELIVERED.

PN: SN-1025-XX REV X (REV. X PER PO)
CAGE CODE: 1HJX9
DATE OF MFG: MM/YY (MM= MONTH MANUFACTURED, YY= LAST TWO DIGITS OF YEAR)

- MANUFACTURE AND INSPECT IAW IPC/WHMA A- 620 CLASS 2.
- CAP AND STOW UNUSED WIRES.
- SHRINK LABEL, WHITE TEXT ON BLACK STOCK

SN-1025-XX REV. X (REV. X PER PO)
(CROSS REF: 12043-2750-A006)
CC: 1HJX9 MFD: MM/YY (MM= MONTH MANUFACTURED, YY= LAST TWO DIGITS OF YEAR)

UNLESS OTHERWISE SPECIFIED:
 DIMENSIONS ARE IN: INCHES
 TOLERANCES: .XX: ± 0.03
 .XXX: ± 0.005
 ANGULAR: .X°: 1°
 .XX°: 0.5°
 BREAK EDGES: .005 - .020
 FILLETS: .005 - .020
 SURFACE FINISH:
 GEOMETRIC TOLERANCING PER: ASME Y14.5 -2009
 MATERIAL: SEE DRAWING NOTES
 FINISH: SEE DRAWING NOTES
 DO NOT SCALE DRAWING

	NAME	DATE
DRAWN	TC	6/25/21
CHECKED	RAM	6/25/21
COMMENTS:		

REF. NUMBER: SN1096	
TITLE: J4 USB Programming/Upgrade Cable Cross Ref: 12043-2750-A006	
SIZE B	DWG. NO. SN-1025-XX
SCALE: NA	WEIGHT:
REV B	SHEET 1 OF 1