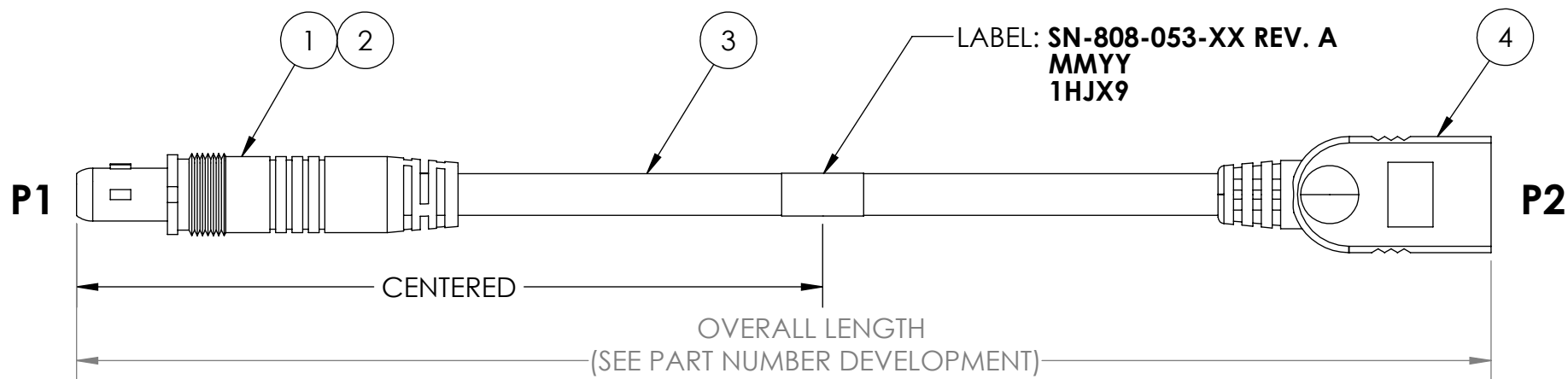
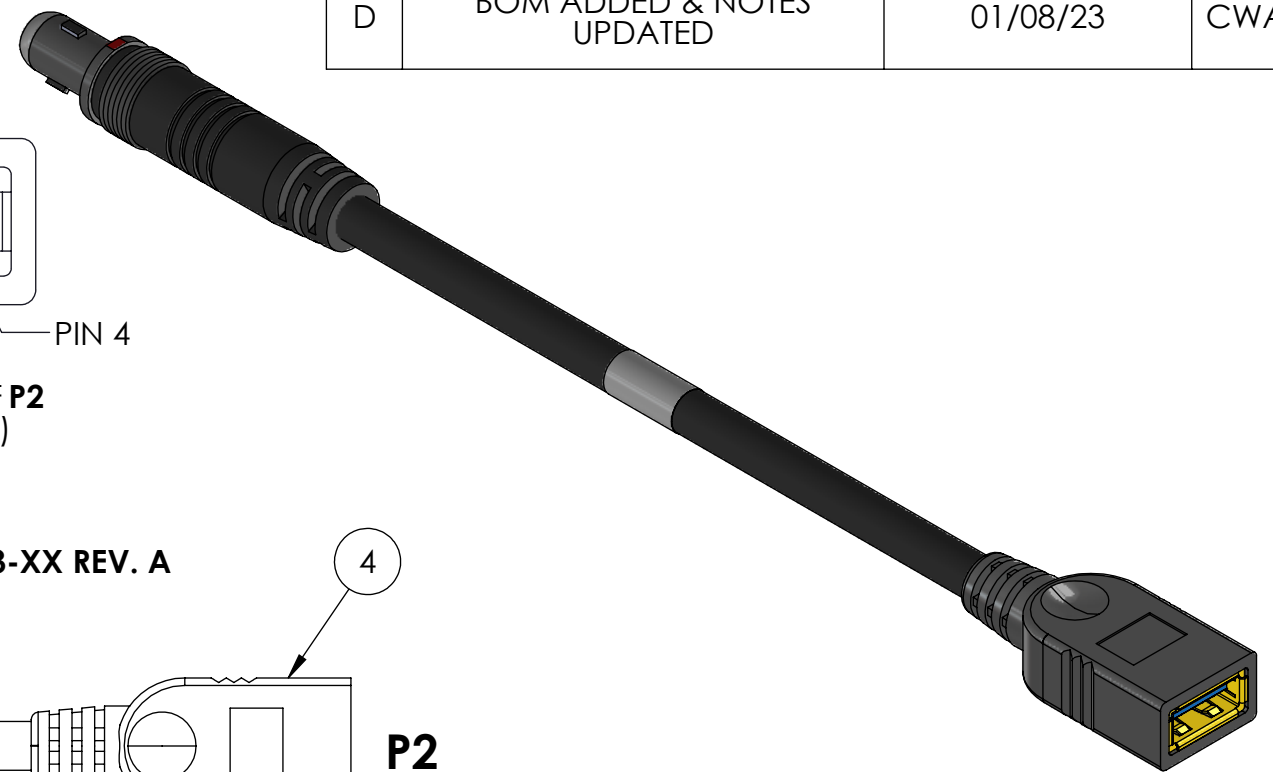
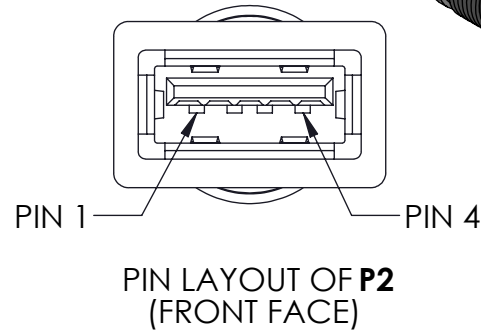
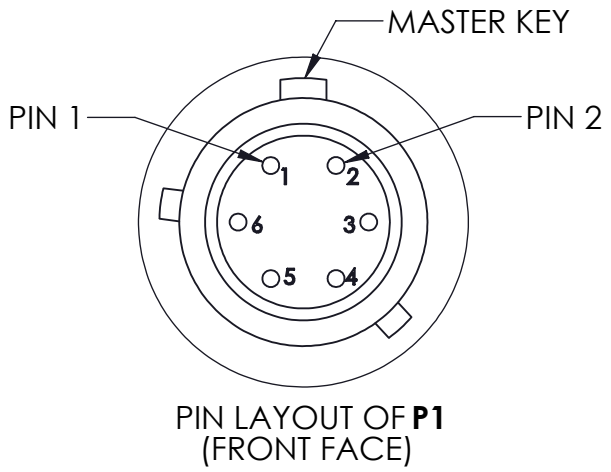


REVISIONS			
REV.	DESCRIPTION	DATE	ENG
B	ITEM NO. 3 UPDATED & ADDED WIRE LENGTH CHART	11/17/23	CWA
C	ITEM NO. 3 UPDATED	12/19/23	CWA
D	BOM ADDED & NOTES UPDATED	01/08/23	CWA



**PART NUMBER DEVELOPMENT:**

CABLE PART NUMBER: SN-808-053-XX

OVERALL LENGTH (IN FEET)

OMIT FOR DEFAULT LENGTH OF 6.0"

TABLE 2: WIRE LENGTH CHART		
"-XX"	LENGTH (INCHES)	TOLERANCE (INCHES)
	6.0	±0.5
01	12.0	±2.0
02	24.0	±2.0
04	48.0	±2.0
06	72.0	±2.0

- NOTES:**
- 1) SOLDERING IAW IPC-J-STD-001 CLASS II AS APPLICABLE.
  - 2) CABLE ASSEMBLIES TO BE TESTED 100% FOR CONTINUITY, SHORTS, AND INSULATION RESISTANCE (250 VDC @ 100MOHM MINIMUM).
  - 3) MANUFACTURE AND INSPECT IAW IPC/WHMA A-620 CLASS 2.
  - 4) WIRE PER TABLE 1.
  - 5) IDENTIFICATION: SEE DRAWING FOR TEXT AND LOCATION. USE ADHESIVE LABEL, WHITE WITH BLACK FONT.
  - 6) PACKAGING: ZIP POLY BAG: 6.5"x10", 4 MIL

UNLESS OTHERWISE SPECIFIED:

DIMENSIONS ARE IN: INCHES  
TOLERANCES: .XX: ± 0.03  
.XXX: ± 0.005  
ANGULAR: .X°: 1°  
.XX°: 0.5°  
BREAK EDGES: .005 - .020  
FILLETS: .005 - .020  
SURFACE FINISH:

GEOMETRIC TOLERANCING PER: ASME Y14.5 -2009

MATERIAL: SEE DRAWING NOTES  
FINISH: SEE DRAWING NOTES

DO NOT SCALE DRAWING

	NAME	DATE
DRAWN	LS	3/9/17
CHECKED	RB	3/9/17
COMMENTS:		

REF. NUMBER: SN0458

**SupplyNet** DESIGN ENGINEERING MANUFACTURING

TITLE: **GLENAIR NETT WARRIOR PLUG TO USB A FEMALE**

SIZE <b>B</b>	DWG. NO. SN-808-053-XX	REV <b>D</b>
SCALE: NA	WEIGHT:	SHEET 1 OF 1

**CAGE CODE: 1HJX9**