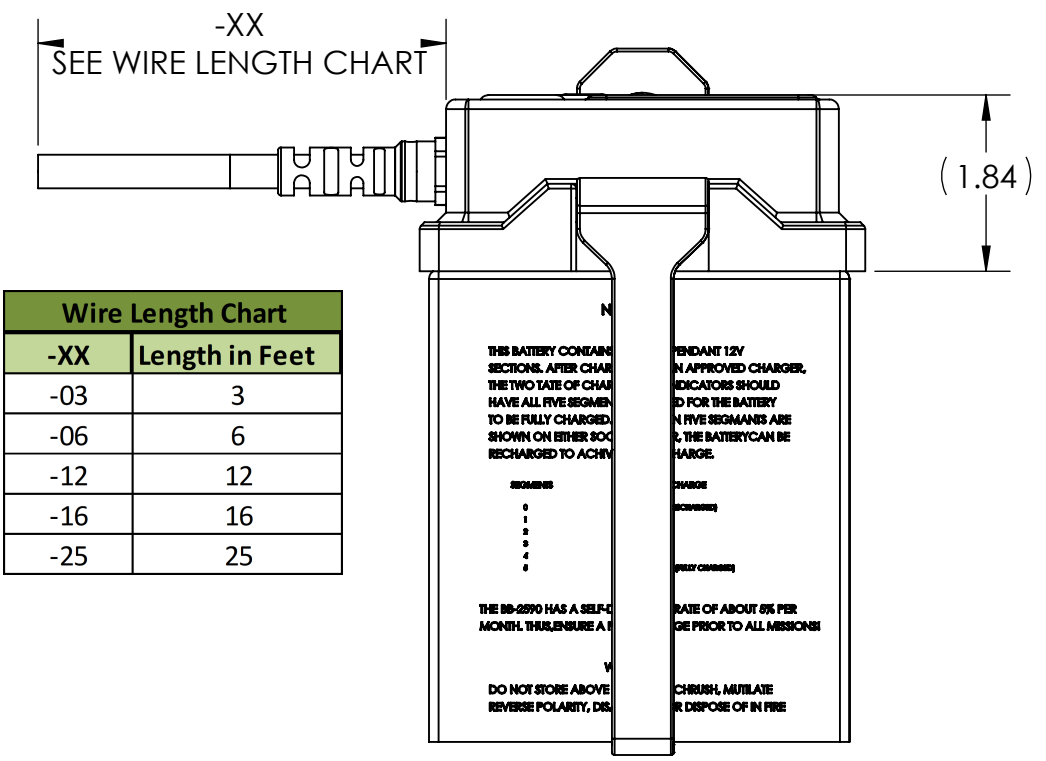
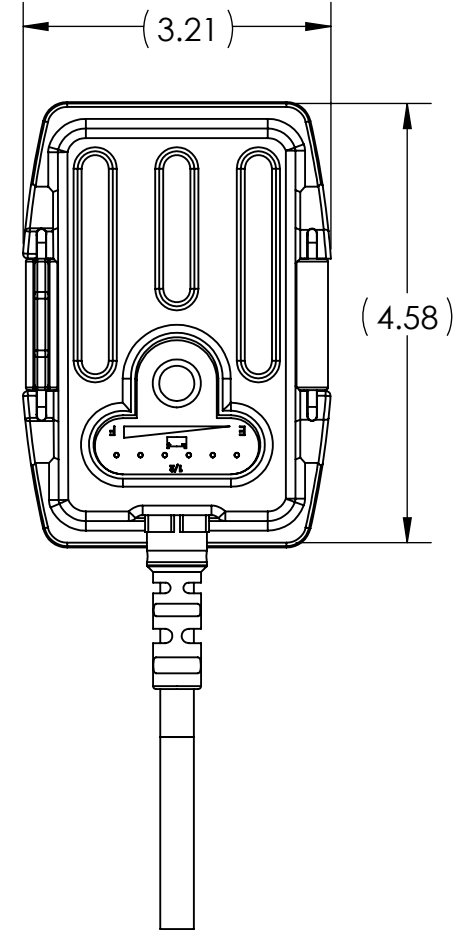


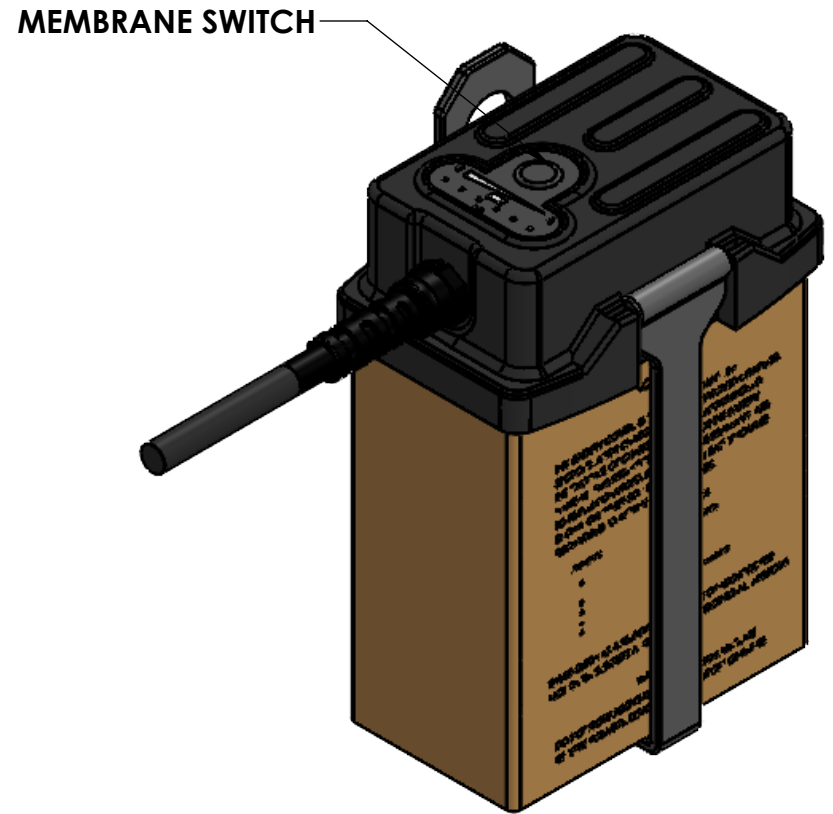
| VOLTAGE REGULATION CHART | | | | |
|--------------------------|-----------------|-------------------|---------------------|---------------------|
| -V | WIRE COLOR: RED | WIRE COLOR: BLACK | WIRE COLOR: WHITE | WIRE COLOR: GREEN |
| A | 12V (+) | 12V (-) | 24V (+) Unregulated | 24V (-) Unregulated |
| B | 12V (+) | 12V (-) | N/C | N/C |
| C | 5V (+) | 5V (-) | N/C | N/C |
| F | 12V (+) | 12V (-) | 5V (+) | 5V (-) |
| G | 19V (+) | 19V (-) | 5V (+) | 5V (-) |
| H | 15V(+) | 15V(-) | N/C | N/C |
| K | 24V (+) | 24V (-) | N/C | N/C |
| L | 16V (+) | 16V (-) | 24V (+) Unregulated | 24V (-) Unregulated |
| M | 16V (+) | 16V (-) | N/C | N/C |



| -XX | Length in Feet |
|-----|----------------|
| -03 | 3 |
| -06 | 6 |
| -12 | 12 |
| -16 | 16 |
| -25 | 25 |

*BATTERY NOT INCLUDED

| REVISIONS | | | |
|-----------|--------------------------|------------|-----|
| REV. | DESCRIPTION | DATE | ENG |
| C | ADDED "L" & "M" VARIANTS | 10/28/2019 | MOB |
| D | ADDED "H" VARIANT | 10/11/2021 | MOB |



ON/OFF: PRESS MEMBRANE SWITCH FOR 5 SECONDS
BATTERY FUEL LEVEL: PRESS MEMBRANE SWITCH FOR 1 SECOND
BATTERY REMOVAL RETURNS UNIT TO OFF STATE.

| BILL OF MATERIALS | | | |
|-------------------|------------|-------------------------|--------------------|
| PART NUMBER | QTY | NAME | COMMENTS |
| SN-951 | 1 | Watertight Cap Assembly | Includes Regulator |
| SN-404-4C | -XX Length | 4C Wire | |

NOTES:
 1) ELECTRICAL: ASSEMBLY SHALL BE 100% TESTED FOR CONTINUITY, SHORTS AND INSULATION RESISTANCE (100 MEGOHMS) PIN TO PIN RESISTANCE SHALL NOT EXCEED 2.0 OHMS.
 2) SOLDERING: IAW IPC-J-STD-001 CLASS II AS APPLICABLE.

| | | | |
|--|--|---|---|
| UNLESS OTHERWISE SPECIFIED: DIMENSIONS ARE IN: INCHES TOLERANCES: .XX: ± 0.03 .XXX: ± 0.005 ANGULAR: .X°: ° .XX°: 0.5° BREAK EDGES: .005 - .020 FILLET: .005 - .020 SURFACE FINISH: GEOMETRIC TOLERANCING PER: ASME Y14.5-2009 MATERIAL: SEE DRAWING NOTES FINISH: SEE DRAWING NOTES DO NOT SCALE DRAWING | NAME: TC DATE: 09/17/15 CHECKED: RJB DATE: 09/17/15 COMMENTS: PROPRIETARY AND CONFIDENTIAL THE INFORMATION CONTAINED IN THIS DRAWING IS THE SOLE PROPERTY OF SUPPLYNET, INC. ANY REPRODUCTION IN PART OR AS A WHOLE WITHOUT THE WRITTEN PERMISSION OF SUPPLYNET INC. IS PROHIBITED. | REF. NUMBER: SN0374 SupplyNet 706 EXECUTIVE BLVD. SUITE 8 VALLEY COTTAGE, NY 10989 TITLE: WATERTIGHT DC TO DC REGULATOR SEE CHART FOR VOLTAGE | SIZE: B DWG. NO.: SN-951-V-XX REV: D |
| CAGE CODE: 1HJX9 | SCALE: NA | WEIGHT: | SHEET 1 OF 1 |