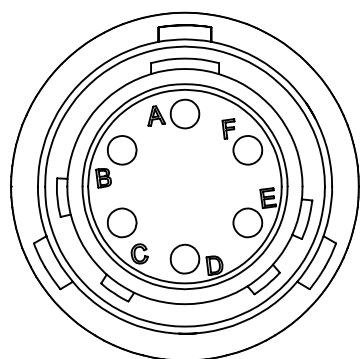
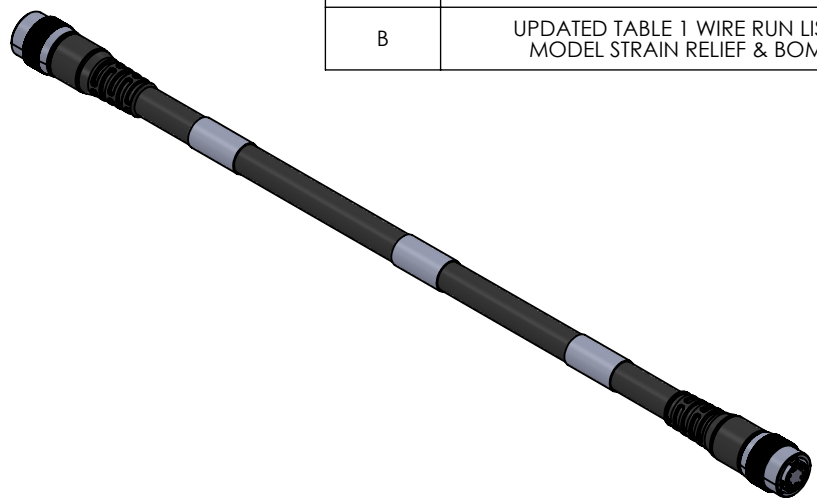


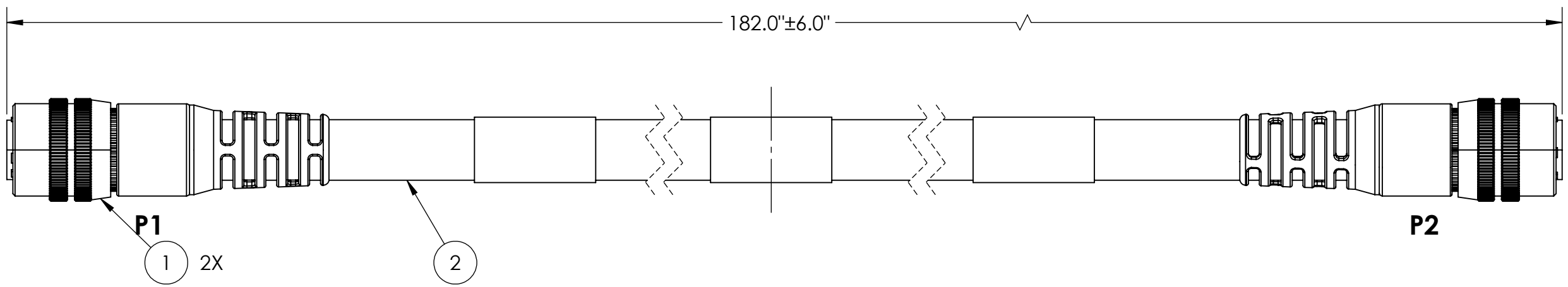
TABLE 1: WIRE RUN LIST		
P1	WIRE COLOR	P2
A	BLACK	A
D	WHITE	D
B	RED	B
C	GREEN	C
SHELL	SHIELD	SHELL

TWISTED PAIR  
TWISTED PAIR

REVISIONS			
REV.	DESCRIPTION	DATE	ENG
A	INITIAL RELEASE	10/09/2024	CWA
B	UPDATED TABLE 1 WIRE RUN LIST, MODEL STRAIN RELIEF & BOM	10/09/2024	CWA



P1 & P2 PIN LAYOUT (MATING VIEW)



NOTES:

- WIRING SHALL BE DONE IN ACCORDANCE WITH TABLE 1 WIRE RUN LIST.
- MARKING REQUIREMENTS:
  - LABEL(S) SHALL BE MARKED IN ACCORDANCE WITH MIL-STD-130 AS APPLICABLE.
  - LABEL(S) SHALL BE WHITE WITH BLACK TEXT.
  - LABEL(S) SHALL BE PLACED WHERE SHOWN IN DRAWING.
  - ADHESIVE WRAP AROUND LABEL(S) MAY BE USED.
  - LABEL SHALL BE MARKED WITH THE BELOW INFORMATION ONLY. REV MARKING PER PO.  
(YYYY=YEAR OF MFG, MM=MONTH OF MFG, DD=DAY OF MFG, XXXX=PO NUMBER)  
PN: SN-12106-1013-A2 REV.X  
CAGE: 1HJX9  
LOT: TYYYYMMDDPXXXXX
- PACKAGING REQUIREMENTS:
  - EACH COMPLETED ASSEMBLY SHALL BE PACKAGED IN A ZIP POLYBAG.
  - CONNECTOR(S) SHALL BE PACKAGED TO PREVENT DAMAGE DURING SHIPPING. BUBBLE WRAP OR PROTECTIVE COVER MUST BE USED.
  - POLYBAG SHALL BE MARKED WITH SUPPLYNET LOGO, PRODUCT QR CODE, PART NUMBER, CAGE CODE, AND LOT NO, PER SN-STD-LBL REQUIREMENTS.
- WORKMANSHIP REQUIREMENTS:
  - MANUFACTURE TO IAW/WHMA A-620 CLASS 2 REQUIREMENTS.
  - SOLDERING SHALL BE COMPLIANT WITH IAW J-STD-001 AS APPLICABLE.
  - CONNECTOR(S) AND WIRE SHALL BE FREE FROM ANY SCRATCHES, CHIPS, AND DEFECTS.
- INSPECTION REQUIREMENTS:
  - EACH COMPLETED ASSEMBLY TO BE 100% TESTED FOR SHORTS, CONTINUITY, AND JACKET RESISTANCE (250V @100MOHM MIN.)
  - INSPECT TO IPC/WHMA A-620 CLASS 2 REQUIREMENTS.

BILL OF MATERIALS			
ITEM NO.	PART NO.	QTY	NAME/DESCRIPTION
1	PT06A10-6S	2	CONNECTOR PLUG FEMALE, 6P
2	X-202P-34-0	188"	CABLE AWG 26 ETHERNET, 4C, 2 TP, .230" OD

UNLESS OTHERWISE SPECIFIED:  
 DIMENSIONS ARE IN: INCHES  
 TOLERANCES: .XX: ± 0.03  
 .XXX: ± 0.005  
 ANGULAR: .X°: ]°  
 .XX°: 0.5°  
 BREAK EDGES: .005 - .020  
 FILLETS: .005 - .020  
 SURFACE FINISH:  
 GEOMETRIC TOLERANCING PER: ASME Y14.5 -2009  
 MATERIAL: SEE DRAWING NOTES  
 FINISH: SEE DRAWING NOTES  
 DO NOT SCALE DRAWING

NAME: CWA DATE: 10/01/2024  
 DRAWN: CWA  
 CHECKED: RB  
 COMMENTS:  
 PROPRIETARY AND CONFIDENTIAL  
 THE INFORMATION CONTAINED IN THIS DRAWING IS THE SOLE PROPERTY OF SUPPLYNET, INC. ANY REPRODUCTION IN PART OR AS A WHOLE WITHOUT THE WRITTEN PERMISSION OF SUPPLYNET INC. IS PROHIBITED.

REF. NUMBER: SN1259

TITLE: **CABLE ASSEMBLY, CREW STATION**

SIZE: **B** DWG. NO.: **SN-12106-1013-A2** REV: **B**

SCALE: NA WEIGHT: SHEET 1 OF 1